

ICT –enabled tools for teaching and learning

The Institution has adequate facilities for the purpose of teaching and learning. These include well equipped classrooms that have good projection facilities as well as other audiovisual aids. Every department has seminar rooms which are used for various scientific activities such as seminar, journal club and case presentation throughout the year.

Apart from this, the college has air conditioned mini auditorium with the seating capacity of 100+ where various CME's and CDE's are held. These activities go throughout the year, which are beneficial for the staff and students of the college.


The clinical facilities of the college include as per the norms of the Dental Council of India. This includes the latest state of art dental chairs, instruments and equipment that prepare the student to face the real world after he or she graduates from the college. Before the students enter the clinical training years he/she is trained on the preclinical facilities that includes Mannequins, Typhodonts etc so as to provide the motor skills necessary for clinical exposure.

In the Skill lab, the students are trained for special skills such as Basic Life Support, CPR, Injection techniques which is the part of compulsory training for the students.

As a part of ICT, the students are shown various latest procedures in all the specialities through webinars and youtube etc .

As a part of outreach program the PHD Department takes the lead to have Community based education such as camps, slideshows and education the rural masses for good oral hygiene.

The college has the special interactive program through Moodles, App based learning such as Kohoot, Padlet. This makes the teaching and learning process highly interactive and interesting.


DEAN
VSPM'S Dental College &
Research Centre, Digdoh Hills,
Hingna Road, Nagpur-440019

Links for website used for e learning in Conservative Department

1. <https://onedental.co.in/>

Weeks

DEAN
VSPM'S Dental College &
Research Centre, Digdoh Hills,
Mingna Road, Nagpur-440019


11:13

JOE

JOE

JOURNAL OF ENDODONTICS

Volume 45 Number 12 December 2019



SYSTEMATIC REVIEW AND META-ANALYSIS
Efficacy and Safety of Pulpal Anesthesia Strategies during Endodontic Treatment of Periapical Abscess with Symptomatic Irreversible Pulpitis
Page 1433

GLOBAL EVIDENCE
Pulsed and Ultrasonic Status Exam for Endodontically Treated Teeth and Their Association with Secondary Root Resorption
Page 1434

CASE REPORT
Treatment of an Acute Apical Abscess in a Patient with Autoimmune Hepatitis Using a Novel Approach
Page 1435

Official Journal of the American Association of Endodontists

CLINICAL KEY Click here to learn more


11:13

JOE

Articles in Press Latest Issue Most Read All is

View All (16) >

10 Articles



LATEST ISSUE
Dec, 2019
Vol 45 No. 12, p1433-1560

0 of 16 Articles (0.00 KB)

Insights into the December 2019 Issue of the Journal of Endodontics
Amir Azerpezhoo
Pgs. 1433-1434

Efficacy and Safety of Pulpal Anesthesia Strategies during Endodontic Treatment of Perm...
Maryam Zanjli, Nima Laghepour Lighvan, Carlynn Yaresevitch, Joseph Beyene, Prakash B. Shah, Amir
Pgs. 1435-1464 e10

CLINICAL KEY Click here to learn more

Journal Search Explore Notes Reading List Journal Search Explore Notes Reading List

11:14

JOE: Journal of Endodontics Details

About this app
Official Journal of the American Association of Endodontists.

JOE: Journal of Endodontics
Official Journal of the American Association of Endodontists (AAE)

It just got a whole lot easier to keep up with the latest scientific articles and research in endodontic treatments. The JOE app brings you the convenience of reading your favorite journal from anywhere in the world with just a tap.

- Now available for android smartphones and tablets!
- Stay ahead with alerts when new issues are available and read Articles in Press throughout the month
- Experience innovative digital content with the newly introduced Article enhancements; featuring AudioSlides, Virtual Microscope, 3D Radiological Viewer, 3D Neuroimaging Viewer, and more.
- Get access to the journal content on the app via your institution's IP
- Enjoy Open Access and Open Archive Content without having to login
- Accessibility support to assist the visually impaired
- Interact with figures, tables, and supplementary content
- Stream multimedia for faster viewing or download for later
- Take notes, highlight articles and share via email and social media
- Personalize your experience with My Reading List and save articles for offline reading
- Journal Subscribers: Log in with the same username and

11:14

JOE: Journal of Endodontics Details

- Interact with figures, tables, and supplementary content
- Stream multimedia for faster viewing or download for later
- Take notes, highlight articles and share via email and social media
- Personalize your experience with My Reading List and save articles for offline reading
- Journal Subscribers: Log in with the same username and password that grants you access to the full journal content on the Journal of Endodontics website. These credentials will allow full access to all content on the app.

About JOE: Journal of Endodontics

The Journal of Endodontics, the official journal of the American Association of Endodontists, publishes scientific articles, case reports and comparison studies evaluating materials and methods of pulp conservation and endodontic treatment. Endodontists and general dentists can learn about new concepts in root canal treatment and the latest advances in techniques and instrumentation in the one journal that helps them keep pace with rapid changes in this field.

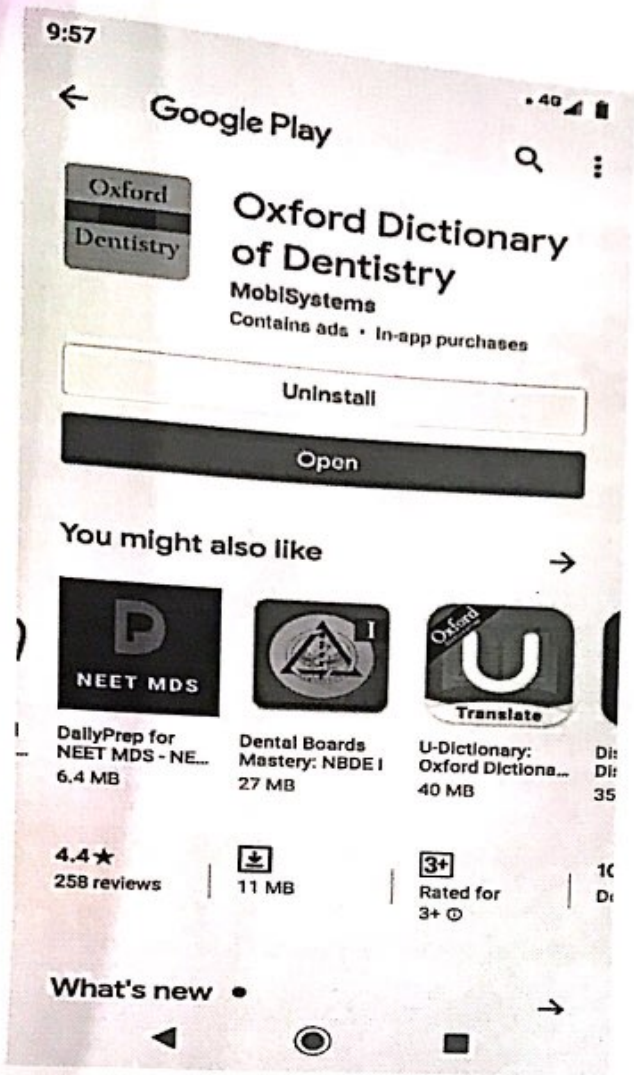
Our privacy policy is here: http://www.elsevier.com/EULA_non-Apple_apps

More Info

3+ Rated for 3+ Digital purchases

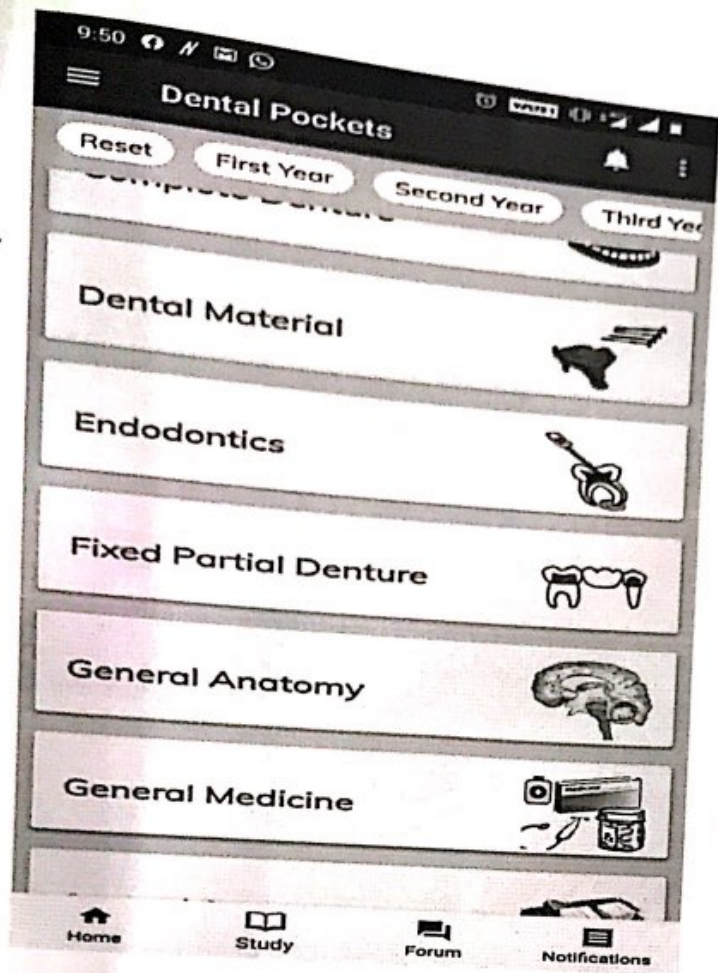
Weekly

DEAN
VSPM's Dental College &
Research Centre, Diphoh Hills,
Hingna Road, Nagpur-440016



Uleku

DEAN
VSPM'S Dental College &
Research Centre, Digdoh Hills,
Hingna Road, Nagpur-440019



Ukkle
DEAN
VSPM'S Dental College &
Research Centre, Digdoh Hills,
Kingna Road, Nagpur-440019

LINKS OF YOU TUBE VIDEOS(VALIDATED)

1. TODAY'S DENTISTRY with Dr. Arvind Shenoy
<https://youtu.be/XQ3lmmdlFOU>

2. Micro Endodontics by Dr. Nikhil Bahuguna
[https://youtu.be/RCWmNub -Ls](https://youtu.be/RCWmNub-Ls)

Ueddy

DEAN
VSPM'S Dental College &
Research Centre, Dighoh Hills,
Hingna Road, Nagpur-440019

**CASE BASED LEARNING PROGRAM/software
ON WHITE LESIONS OF ORAL CAVITY/MUCOSA**

**CONCEPT BY: DR. TAPASYA V. KAREMORE
ASSO. PROF.
DEPT. OF ORAL MEDICINE AND RADIOLOGY
V.S.P.M. DENTAL COLLEGE, NAGPUR.**

INSTRUCTIONS

- Every slide of program has got click to run it.
- Go on clicking cases given as per sequence.
- Unless you feed data in the quiz section it will not run. Before clicking GO option check for the same.

START THE COURSE

DEAN
VSPM's Dental College &
Hospital, Nagpur
Hindurao Nagar, Nagpur-441105

Well

CASE 1

CASE 4

CASE 2

CASE 5

CASE 3

CASE 6

CASE 7

Ullooy
DEAN
VSPM's Dental College &
Research Centre, Diggoh Hills,
Hingna Road, Nagpur-440019

exit

CONCEPT BY: DR. TAPASYA V. KAREMORE

CASE 1

CHIEF COMPLAINT

PDH

HOPI

HISTORY OF HABIT

PMH

OTHER FINDINGS

Ueda

DEAN
VSPM'S Dental College &
Research Centre, Digdohi Hills,
Hingna Road, Nagpur-440019

CASE 1

..... 19 F

CHIEF COMPLAINT

HOPI

PMH

PDH

HISTORY OF HABIT

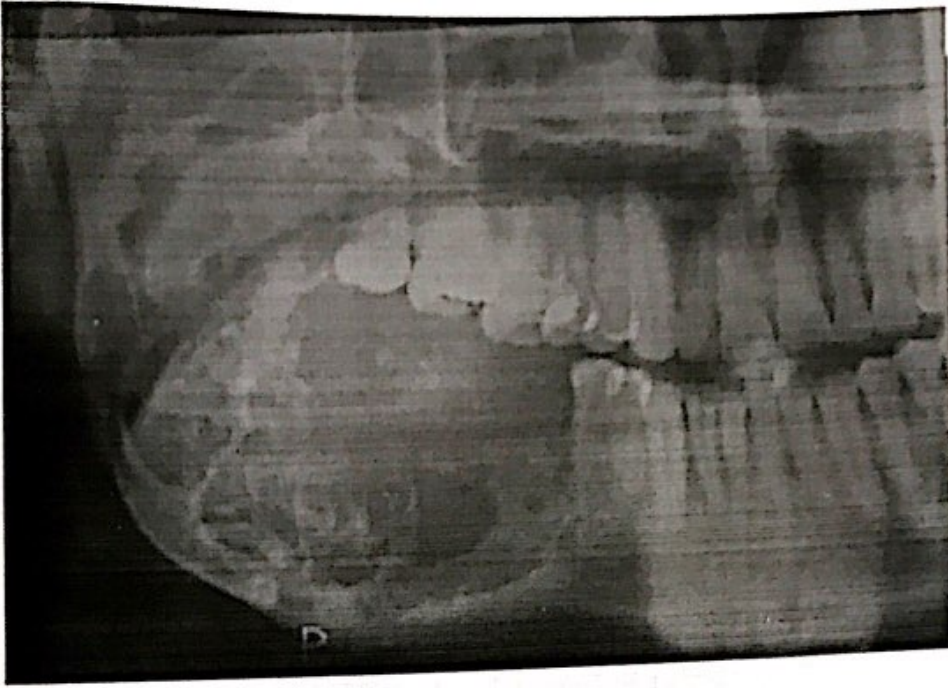
OTHER FINDINGS



Patient complains of white patch in buccal mucosa since three months.

Wash

DEAN
VSPM'S Dental College &
Research Centre, Digidol Hill
Ningna Road, Nampur-4100



NEXT

Udell

DEAN
VSPM'S Dental College &
Research Centre, Bigdoh Hills,
Hill Road, Nappur-410019



Radiograph No.1



Radiograph No.2



Radiograph No.3



Radiograph No.4



Radiograph No.5

Ullah

DEAN
VSPM'S Dental College &
Research Centre, Digdoh Hills,
Hingna Road, Nagpur-440019

Location

- Maxilla
- Mandibular
- localized
- generalized



Weeks

DEAN
VSPM'S Dental College &
Research Centre, Dighoh Hills,
Hingna Road, Nagpur-440019





Decision Making Dental Clinical Decision Making



Ullas
DEAN
VSPM'S Dental College &
Research Centre, Digdoh Hills,
Nagpur, Nagpur-440019

YouTube Videos of TL Method OMR Department

1. <https://youtu.be/quqjYRIXm28> - Dental Radiographic Anatomy
2. https://youtu.be/_N89T_Yqu68 - Lymphnode examination

Uckh

DEAN
VSPM'S Dental College &
Research Centre - Bigdoh Hills,
Banga Road, Nagpur-440019

List of the Mobile apps used by the students as teaching and learning

Under Graduate Students

1. Bone Box™ – dental Lite ISO-FORM, LLC
2. Dental Disorders Great_APPS

Post Graduate Students

1. Classification in Oral Pathology – Dr. Devendra Palve.
2. Pathology Dictionary Offline : Learn Basics

List of validated videos and weblinks to be used as ICT enabled tools

Morphology Videos

- 1) Permanent maxillary canine carving video

<https://youtu.be/1zBk9jOoV2o>

- 2) Permanent maxillary Central Incisor carving video

<https://youtu.be/26UBapdqHdg> -

- 3) Permanent maxillary First molar Anatomy video

<https://youtu.be/pSbmzkzaDs>

Histology videos

- 1) Development of crown of tooth video

<https://youtu.be/t3hR2YGdqWk> -

- 2) Development of tooth 3D video

<https://youtu.be/zLiV-b1jS28> -

- 3) Development of root of tooth video

<https://youtu.be/5Mi4AX50LO0> -

Ureedy
DEAN
VSPM'S Dental College &
Research Centre, Dighori Hills,
5th Road, Nagpur-440010

Criteria 2.3.3

Dept. of Oral and Maxillofacial pathology

List of link of Websites used for education/teaching/E-learning

Morphology Videos

- 1) <https://youtu.be/1zBk9iOoV2o> Permanent maxillary canine carving video
- 2) <https://youtu.be/26UBapdqHdg> -Permanent maxillary Central Incisor carving video
- 3) https://youtu.be/_pSbmzkzaDs Permanent maxillary First molar Anatomy video

Histology videos

- 1) <https://youtu.be/t3hR2YGdqWk> - Development of crown of tooth video
- 2) <https://youtu.be/zLiV-b1jS28> - Development of tooth 3D video
- 3) <https://youtu.be/5Mi4AX5OLO0> - Development of root of tooth video

Dr Alka Dive
Prof. and Head
Dept. of Oral and Maxillofacial pathology
VSPM DCRC Nagpur


DEAN
VSPM'S Dental College &
Research Centre, Digdoh Hills,
Hingna Road, Nagpur-440019



BoneBox™ -

Dental Lite

ISO-FORM, LLC

Uninstall

Open

Rate this app

Tell others what you think



Write a review

Developer contact

Website

Umesh

DEAN
VSPM'S Dental College &
Research Centre, Digdoh Hills,
Hingna Road, Nagpur-440019

About this app

BoneBox™ - Dental Lite is a beautiful high resolution dental anatomy tool.

BoneBox™ - Dental Lite is the pocket-sized version of our BoneBox™ - Dental app. This real-time 3D medical education and patient communication tool, featuring incredibly detailed anatomical models of the human dental anatomy. It is a member of a series of apps developed by a team of anatomists, certified medical illustrators, animators, and programmers using actual human CT imaging data, and the most accurate 3D modeling technology available.

The BoneBox™ - Dental Lite is

Wedy
DEAN
VSPM'S Dental College &
Research Centre, Digdoh Hills,
Hingna Road, Nagpur-440019

4:41:21 | VoLTE

9:38 AM

73%



BoneBox™ - Dental ...

Details

appropriate for use by secondary students, undergraduate and graduate students, and medical professionals.

Interaction with BoneBox™ - Dental

Lite utilizes true real-time 3D so the user can place the highly realistic detailed dental anatomy in any position and zoom in to explore all of the anatomical structures. By using the interactive quizzing feature the user will be tested on their knowledge of the human dental anatomy. The user is presented with a random tooth and given 4 multiple choice answers to pick from.

DEAN
VSPM'S Dental College &
Research Centre, Digdoh Hills,
Hingna Road, Nagpur-440019

Department of Oral and Maxillofacial Surgery

List of Mobile Apps used by Students

U.G Students

1. Essential Skeleton



2. Teach me Anatomy

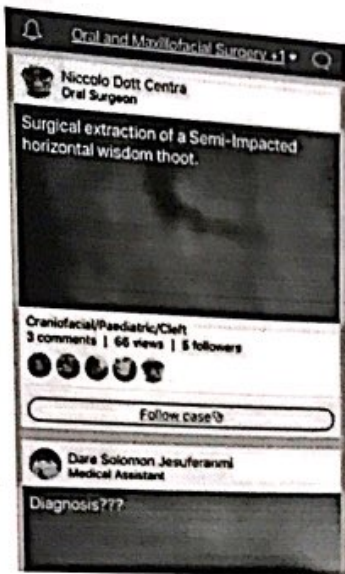


Weekly

DEAN
VSPM'S Dental College &
Research Centre, Ghislah Hills,
Hingna Road, Nagpur-440019

P.G.Students

1. MedShr



2. Touch Surgery



ANNOUNCEMENT

14 min

Is the average dissection time for Calot's Triangle in a Cholecystectomy
How long does it take you?

Register now for Touch Surgery Professional
Visit www.touchsurgery.com/professional



Uleak

DEAN
VSPM'S Dental College & Research Centre, Digdoh Hills, Hingna Road, Nagpur-440019

Back

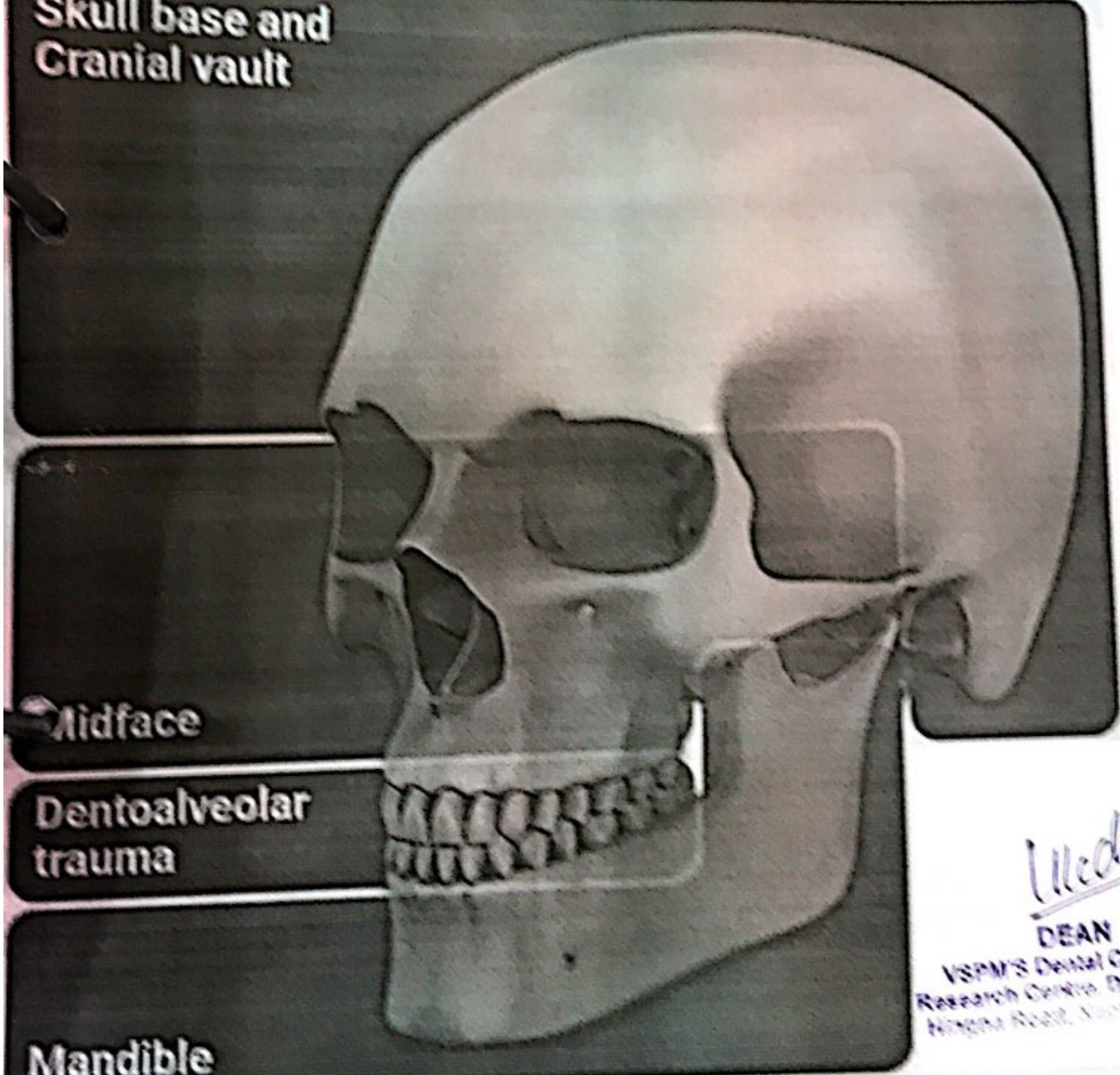
Overview

0 Surgery Reference



CMF

Skull base and
Cranial vault



Midface

Dentoalveolar
trauma

Mandible

Meddy

DEAN

VSPM'S Dental College &
Research Centre, Dnyanesh
Kishore Road, Pune-411004

Additional CMF material

Congenital deformities

Department of Oral and Maxillofacial Surgery

1. Website link of AO- CMF

https://www2.aofoundation.org/wps/portal/!ut/p/a1/04_Sj9CPykssy0xPLMnMz0vMAfGjzOKN_A0M3D2DDbz9_UMMDRyDXQ3dw9wMDAzMjYEKlvEocDQnTr8BDuBoQEh_QW5oKAD4ENaS/d15/d5/L2dJQSEvUUt3QS80SmfFL1o2XzJPMDBHSVMws09PVDEwQVNFMUdWRjAwMDcz/?bone=CMF&segment=Overview&showPage=diagnosis

Ukelle

DEAN
VSPM'S Dental College &
Research Centre, Digidoh Hills,
Higga Road, Nagpur-440019

Department of Oral and Maxillofacial Surgery

2.3.3 – You Tube Videos

1. Inferior- Alveolar Nerve Block
<https://www.youtube.com/watch?v=tLXwq2xn5YA>
2. Gloving technique
<https://www.youtube.com/watch?v=CvAsZolGF8I>

Uedle
-
DEAN
VSPM'S Dental College &
Research Centre, Dighrioh Hills,
Mashho Road, Nagpur-460019

List of mobile apps used by students as teaching and learning

Under Graduate students

1. iModelAnanlysis 2
2. OneCeph

Post Graduate students

1. CVM Stage guide
2. MBT chart helper

List of validated videos and their weblinks to be used as ICT enabled tools

1. Expansion in orthodontics
<https://youtu.be/tRaxCJoCulg>

2. Orthognathic surgeries
<https://youtu.be/fw2brzBw3Q0>

https://youtu.be/OH_mOS_WeS4

3. Twinblock / Myofunctional appliance
<https://youtu.be/PcNedhms0TE>

4. Reverse face mask
<https://youtu.be/--CUNQWdLLc>

5. Growth and development of face
https://youtu.be/DgZ_tqucdI4

6. Various bones and sutures in skull
(Anatomy of skull)
<https://youtu.be/FrpVzSK23Q0>

Meethy

DEAN
VSPM'S Dental College &
Research Centre, Digholi Hills,
Kings Road, Nagpur-440019

Dr.M. Pavan Kumar, MDS(Orthodontics)
NXS Inc
<http://www.nxs.co.in>

Feedback

Click here to send your feed back to:
nxs@nxs.co.in

Like iModelAnalysis2 ?

Click here to rate this App at PlayStore

iModelAnalysis2 - Change log

This app is an update to the previous iModelAnalysis

1. Support for newer devices and Android 4.4
2. New Look and Feel
3. Minor Bug fixes

This was released as a separate app to support newer devices. The old app will continue to exist

Disclaimer

The Developers of this App expressly disclaim any warranty for the SOFTWARE PRODUCT (Orthodontic Model Analysis App).

The SOFTWARE PRODUCT is provided 'As Is' without any express or implied warranty of accuracy or

Uleedy

DEAN
VSPM'S Dental College &
Research Centre, Digidoh Hills,
Hingna Road, Nagpur-440019

Suggested Bracket Positioning Chart

Criteria employed for Chart Generation:

- 1. Adult
- 2. Upper First Premolar Extraction
- 3. Lower First Premolar Extraction
- 4. Normal-Bite

15	14	13	12	11	21	22	23	24	25	26
3.5	3.5	4.0	3.5	4.0	4.0	3.5	4.0	3.5	3.5	2.5
3.0	3.0	3.5	3.0	3.0	3.0	3.0	3.5	3.0	3.0	2.5
45	44	43	42	41	31	32	33	34	35	36

Ullaskar

DEAN
VSPM'S Dental College &
Research Centre, Digdoh Hills,
Hingna Road, Nagpur-440019

Dr.M. Pavan Kumar, MDS(Orthodontics)
NXS Inc
<http://www.nxs.co.in>

Feedback

Click here to send your feed back to:
nxs@nxs.co.in

Like MBT Chart Helper ?

Click here to rate this App at PlayStore

Disclaimer

The Developers of this App expressly disclaim any warranty for the SOFTWARE PRODUCT (MBT Chart Helper App).

The SOFTWARE PRODUCT is provided 'As Is' without any express or implied warranty of accuracy OR completeness in any information, text, graphics, links OR other items contained within the SOFTWARE PRODUCT.

This App was developed solely for educational purpose and to showcase the potential for Orthodontic Apps

Umesh

DEAN
VSPM'S Dental College &
Research Centre, Digooh Hills,
Hingna Road, Nagpur-440019

OneCeph - For Cephalometric Analysis

Analysing Digital Cephalograms is at your finger tips! It's Fast, Simple, and Accurate

Measurement	Value	Normal Range
Saddle Angle (R-S-A)	130.4°	Norm: 127° - 137°
Articular Angle (S-A-C)	138.8°	Norm: 147° - 154°
Gonial Angle (A-C-M)	132.0°	Norm: 130° - 137°
Upper Gonial Angle (A-C-M)	50.4°	Norm: 57° - 63°
Lower Gonial Angle (C-M-M)	81.5°	Norm: 73° - 73°
Sum of Angles	401.9°	Norm: 393°

Uwey
 DEAN
 VSPM'S Dental College &
 Research Centre, Digdoh Hills,
 Hingna Road, Nagpur-440019

Dr.M. Pavan Kumar, MDS(Orthodontics)
NXS Inc
<http://www.nxs.co.in>

Feedback

Click here to send your feed back to:
nxs@nxs.co.in

Like CVM Stage Guide ?

Click here to rate this App at PlayStore

Disclaimer

The Developers of this App expressly disclaim any warranty for the SOFTWARE PRODUCT (CVM Stage Guide App).

The SOFTWARE PRODUCT is provided 'As Is' without any express or implied warranty of accuracy OR completeness in any information, text, graphics, links OR other items contained within the SOFTWARE PRODUCT.

This App was developed solely for educational purpose and to showcase the potential for Orthodontic Apps

Wheeler

DEAN
VSPM'S Dental College &
Research Centre, Digdoh Hills,
Hingna Road, Nagpur-440019



Choose the shape that closely resembles
the body of C3



Trapezoid



Horizontal Rectangle



Square



Vertical Rectangle

Uleedh

DEAN
VSPM'S Dental College &
Research Centre, Digdoh Hills,
Hingna Road, Nagpur-440019

Brief description of CVM Method

Stage 1

There is at least 2 Years from now for the beginning of Peak Mandibular Growth

Stage 2

Peak Mandibular Growth will begin in 1 Year from now

Stage 3

Peak Mandibular Growth has started and will be completed within 1 Year from now

Stage 4

Peak Mandibular Growth has just completed or has completed with in the past 1 Year

Stage 5

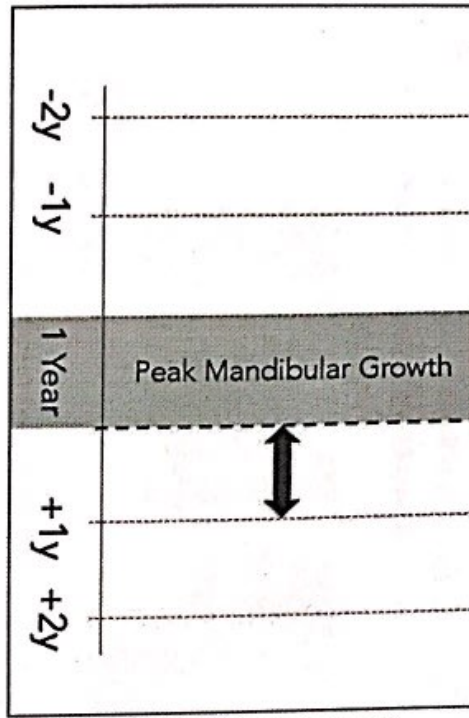
Peak Mandibular Growth completed 1 Year ago

Stage 6

Peak Mandibular Growth completed at least 2 Years ago

Wheeler

DEAN
VSPM'S Dental College &
Research Centre, Digdoh Hills,
Hingna Road, Nagpur-440019



CS 4

Inference: Peak Mandibular Growth has just completed
or has completed with in the past 1 Year

Ukell

DEAN
VSPMS Dental College &
Research Centre, Digdoh Hills,
Hinguz Road, Nagpur-440019

International Association of Dental Traumatology
DENTAL TRAUMA GUIDELINES

Revised 2012



CONTENT:
Section 1. Fractures and luxations of permanent teeth
Section 2. Avulsion of permanent teeth
Section 3. Traumatic injuries to primary teeth

Disclaimer: These guidelines are intended to provide information for health care providers caring for patients with dental injuries. They represent the current best evidence based on literature research and professional opinion. As is true for all guidelines, the health care provider must apply clinical judgment dictated by the conditions present in the given traumatic situation. The IADT does not guarantee favorable outcomes from following the Guidelines, but using the recommended procedures can maximize the chances of success.

THESE GUIDELINES ARE ENDORSED BY THE AMERICAN ASSOCIATION OF ENDODONTISTS

INTRODUCTION
Traumatic dental injuries (TDI) occur frequently in children and young adults, comprising 5% of all injuries. Twenty-five percent of all school children experience dental trauma and 33% of adults have experienced trauma to the permanent dentition, with the majority of the injuries occurring before age 16. Luxation injuries are the most common TDI in the primary dentition, whereas crown fractures are most commonly reported for the permanent teeth. Proper diagnosis, treatment planning and follow-up are important to ensure a favorable outcome.

Uedkk
-DEAN
VSPM'S Dental College &
Research Centre, Digdoh Hills,
Hingna Road, Nagpur-440019



IADT

Uninstall

Open

Developer contact

Website

Email

IADT@IADT-dentaltrauma.org

Address

4425 Cass Street, Suite A San Diego, CA 92109

Privacy Policy

4.3★

58 reviews

3+

Rated for 3+

10K+

Downloads



Wells



Perio Geek

CONTENTS

Bone Grafts

Reinforcing lost bone by natural or synthetic substitutes to facilitate periodontal regeneration.

Genetics

Assessing the role of hereditary influence on the nature and rate of progression of periodontal disease through gene poly...

Weekly

DEAN
SPM'S Dental College &
Research Centre, Digdoh P
B-50 Road, Nagpur-440

Link of websites used for education, teaching and e- learning

1. Periobasics

<http://periobasics.com/>

2. Periodontology 2000

<https://www.wiley.com/enus/Periodontology+2000-p-9780J>

Udell

DEAN
VSPM'S Dental College &
Research Centre, Digdoh Hills,
Bhadrachalam, Nalgonda-500019

A. List of e-resources developed by the Dept of Prosthodontics

Standardized Videos

Clinical and Laboratory Steps in fabrication of Complete Denture and Material Manipulation

1. Primary Impression
2. Beading-Boxing and pouring
3. Final Impression
4. Jaw Relation
5. Transferring jaw relation to Articulator
6. Manipulation of Alginate
7. Manipulation of ZnO E Impression Paste
8. Manipulation of Silver Amalgam
9. Manipulation of Zinc Phosphate Cement

Mobile apps

1. Clinical decision making in Prosthodontics
2. Prayaas- Oral cancer awareness

B. List of e-resources used by Dept of Prosthodontics

1. Foundation for oral rehabilitation:
https://www.for.org/en?gclid=EAlaIqobChMly_T4YWv5QIVhY2PCh3pnAdiEAAAYASAAEgIPY_D_BwE
2. University of Michigan
<https://youtu.be/hhp8vgGdtwQ>
3. Association of medical educators in Europe
<https://www.mededworld.org/Home.aspx>
4. Maharashtra University of health Sciences, Nashik
http://intranet.muhs.ac.in/recorded_lecture_list_website.aspx
5. How to mix Alginate
<https://www.youtube.com/watch?v=q5ldd64ww5M>
6. How to Mix Zinc Phosphate Cement
<https://www.youtube.com/watch?v=kVgZ4-nl8CA>
7. How to mix Zinc Oxide Eugenol Impression paste
<https://www.youtube.com/watch?v=XcxlthiQf7Q>
8. How to mix Silver Amalgam

Meethy
DEAN
VSPM'S Dental College &
Research Centre, Digdoh Hills,
Hingna Road, Nagpur-440019

<https://www.youtube.com/watch?v=INQw2d8kDM8>

Udey
DEAN
VSPM'S Dental College &
Research Centre, Diji Road, Sillod, Dist. Solapur,
Maharashtra - 431002

11:16 AM

... 4G 4G

Clinical Decision Making



Complete Denture



Removable Partial Denture



Fixed Partial Denture



Full Mouth Rehabilitation



Implants Prosthodontics



Maxillofacial Prosthodontics



Temporomandibular Disorder




Reading Material (CD)




Reading Material (FPD)

Wells

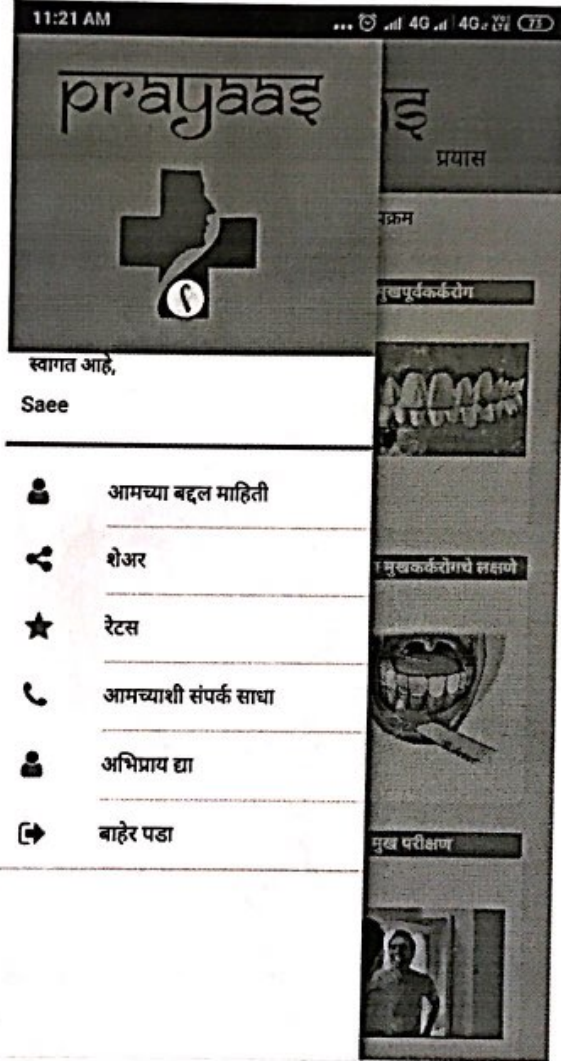
DEAN
VSPM'S Dental College &
Research Centre, Digdoh Hills
Hingna Road, Nagpur-440019



Wedy
DEAN
VSPM'S Dental College &
Research Centre, Digdoh Hills,
Hingna Road, Nagpur-440019



Uday
DEAN
VSPM'S Dental College &
Research Centre, Digdoh Hills,
Hingna Road, Nagpur-440019



Wheels
DEAN
VSPM's Dental College &
Research Centre, Digidon Hills,
Hitgna Road, Nagpur-440019